

CORRECTION

Open Access



Correction to: *Pelagibaca bermudensis* promotes biofuel competence of *Tetraselmis striata* in a broad range of abiotic stressors: dynamics of quorum-sensing precursors and strategic improvement in lipid productivity

Shailesh Kumar Patidar^{1,2*}, Sae-Hee Kim^{1,2}, Jin Ho Kim^{1,2}, Jungsoo Park², Bum Soo Park^{1,2,3*} and Myung-Soo Han^{1,2*}

Correction to: *Biotechnol Biofuels* (2018) 11:102
<https://doi.org/10.1186/s13068-018-1097-9>

After publication of the original article [1], it was brought to our attention that Figs. 4, 5, and 6 and their captions

were incorrect. The correct figures and captions are presented below:

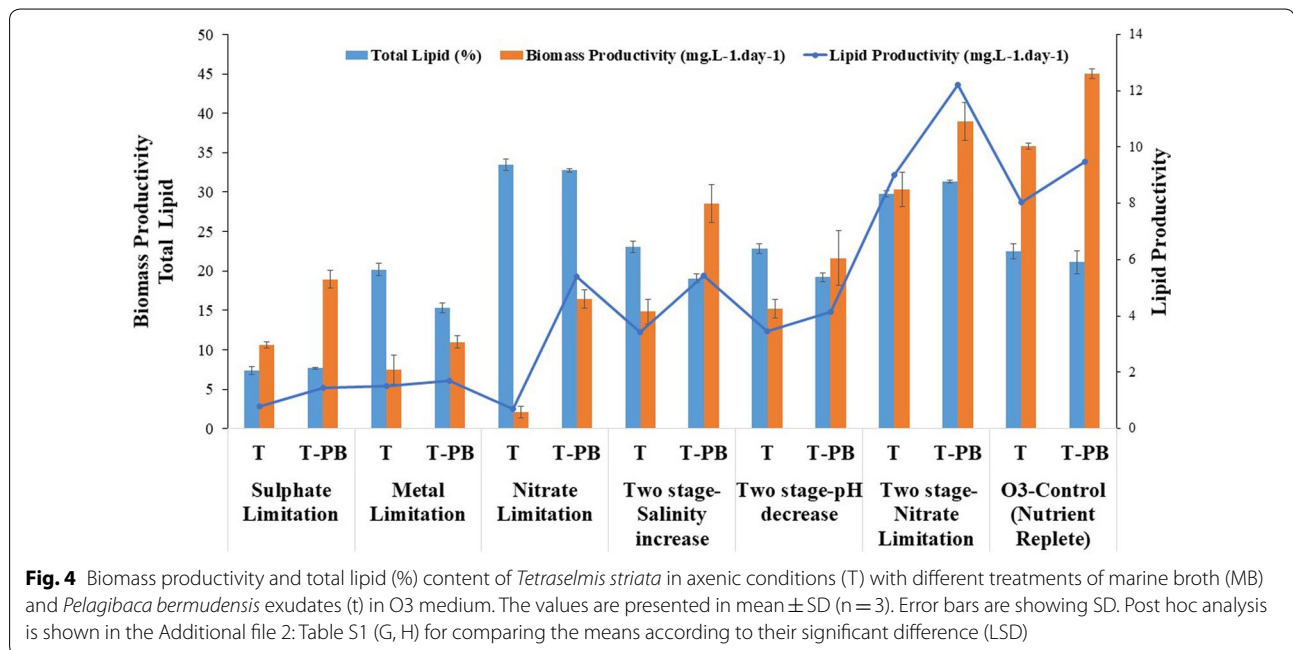


Fig. 4 Biomass productivity and total lipid (%) content of *Tetraselmis striata* in axenic conditions (T) with different treatments of marine broth (MB) and *Pelagibaca bermudensis* exudates (t) in O3 medium. The values are presented in mean \pm SD (n = 3). Error bars are showing SD. Post hoc analysis is shown in the Additional file 2: Table S1 (G, H) for comparing the means according to their significant difference (LSD)

*Correspondence: shaileshpatidar84@gmail.com; parkbs911@gmail.com;

hanms@hanyang.ac.kr

¹ Department of Life Science, College of Natural Sciences, Hanyang University, Seoul, South Korea

² Research Institute of Natural Sciences, Hanyang University, Seoul, South Korea

Full list of author information is available at the end of the article



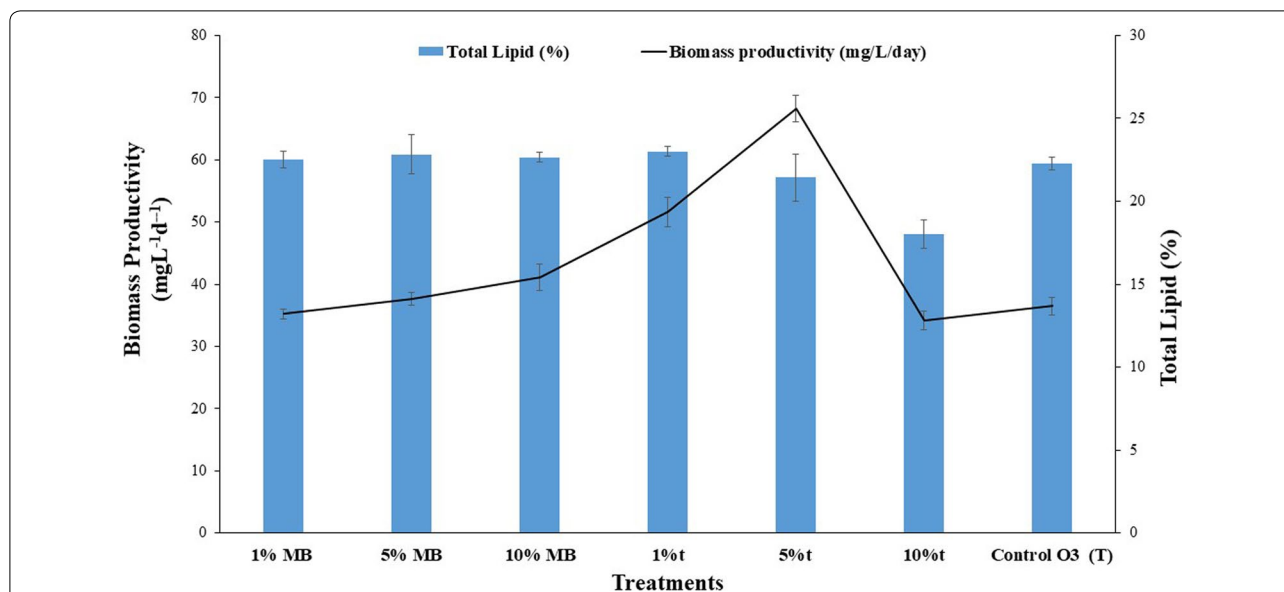


Fig. 5 Biomass productivity and total lipid content of *Tetraselmis striata* under different exudates treatments. MB= Marine broth exudates, t= Exo-metabolites of *P. bermudensis* + Marine broth

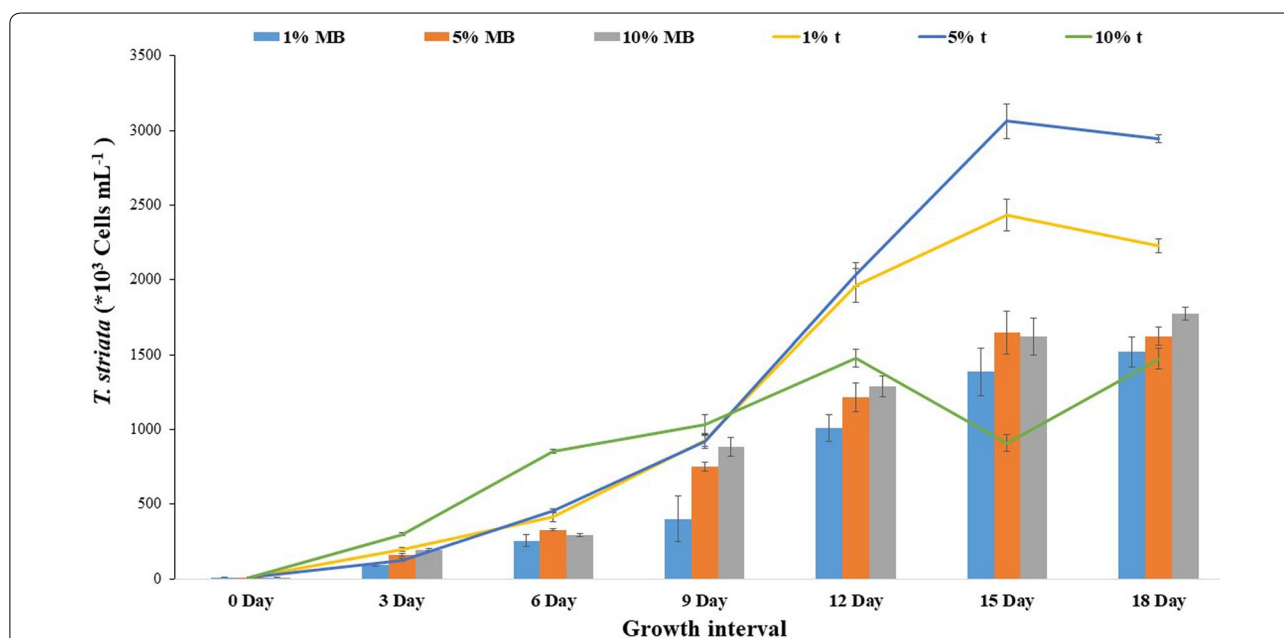


Fig. 6 Cell abundance of *T. striata* in varying *P. bermudensis* exudates (t) and marine broth exudates (MB) in O3 media. The values are presented in mean \pm SD (n = 3). Error bars are showing SD

Table 1 also contained an error. The column title ‘Light ($\mu\text{M cm}^{-2} \text{S}^{-1}$)’ should instead be ‘Light ($\mu\text{M m}^{-2} \text{S}^{-1}$)’.

In the ‘Results and discussion’ session the following sentence is incorrect:

‘In fact, the dead cells could be degraded by the HHQ and the degradation complex molecules were probably simpler

growth metabolites that could be used by the active cells of *T. striata* and *P. bermudensis*. HHQ is also known to degrade dimethylsulfonypropionate (DMSP) [44].’

The correct sentence is as follows:

‘In fact, the dead cells could be degraded by the *P. bermudensis* and the degradation complex molecules were

probably simpler growth metabolites that could be used by the active cells of *T. striata* and *P. bermudensis*. *P. bermudensis* is also known to degrade dimethylsulfoniopropionate (DMSP) [44].

Author details

¹ Department of Life Science, College of Natural Sciences, Hanyang University, Seoul, South Korea. ² Research Institute of Natural Sciences, Hanyang University, Seoul, South Korea. ³ Present Address: Marine Science Institute, University of Texas at Austin, Port Aransas, TX, USA.

The original article can be found online at <https://doi.org/10.1186/s13068-018-1097-9>.

Publisher's Note

Springer Nature remains neutral with regard to jurisdictional claims in published maps and institutional affiliations.

Received: 22 June 2018 Accepted: 25 June 2018

Published online: 03 July 2018

Reference

1. Patidar SM, Kim S, Kim JH, Park J, Park BS, Han M. *Pelagibaca bermudensis* promotes biofuel competence of *Tetraselmis striata* in a broad range of abiotic stressors: dynamics of quorum-sensing precursors and strategic improvement in lipid productivity. *Biotechnol Biofuels*. 2018;11:102. <https://doi.org/10.1186/s13068-018-1097-9>.

Ready to submit your research? Choose BMC and benefit from:

- fast, convenient online submission
- thorough peer review by experienced researchers in your field
- rapid publication on acceptance
- support for research data, including large and complex data types
- gold Open Access which fosters wider collaboration and increased citations
- maximum visibility for your research: over 100M website views per year

At BMC, research is always in progress.

Learn more biomedcentral.com/submissions

